



ANDERSON GREENWOOD H1 HAND VALVES

$\frac{3}{16}$ " (4.8 mm) and $\frac{1}{4}$ " (6.4 mm) orifice soft seated hand valves for pressures to 6000 and 10000 psig (414 and 689 barg)



FEATURES

- Soft seat replaceable valve operates in dirty service with repetitive bubble-tight shutoff.
- Packing below threads prevents lubricant washout, thread corrosion, process contamination and eliminates galling.
- Easily adjustable PTFE packing decreases replacement downtime and increases valve life.
- Dust cover protects stem from lubricant contamination.
- Safety back seating prevents stem blowout or accidental removal and provides a metal-to-metal secondary stem seal while in the fully open position.
- ENC plated 316 SS stem prevents galling or freezing of stem threads. CS valves use a 303 SS stem for 'hard-to-soft' contact, to prevent galling.
- Rolled stem and bonnet threads provide additional strength.
- Mirror stem finish in the packing area provides smooth operation and extends packing life.
- Straight-through flow path means high flow capacity, bi-directional flow and rodding capabilities.
- Metal-to-metal body-to-bonnet seal in constant compression prevents bonnet thread corrosion, eliminates possible tensile breakage and gives a reliable seal point.

GENERAL APPLICATION

Designed for maximum system reliability, these valves are built for reliable, bubble-tight service with a variety of end connections, seat materials and stem packing, in SS or CS and are available to meet NACE requirements.

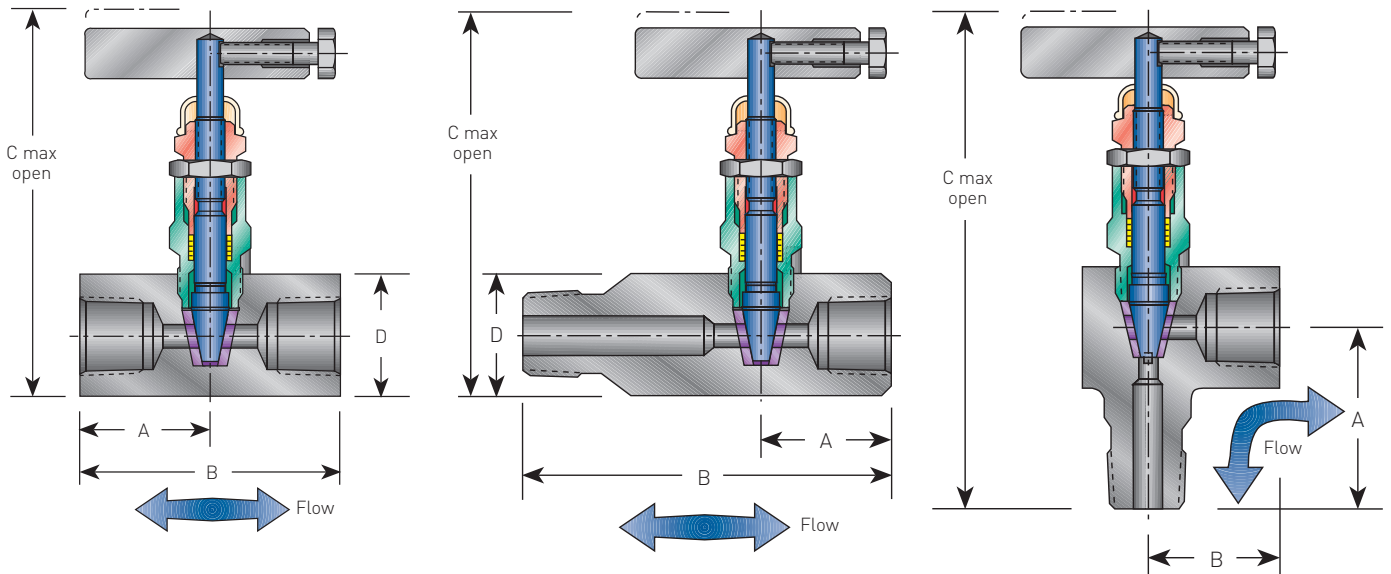
TECHNICAL DATA

Materials:	CS, SS, Monel, Hastelloy®
Seats:	Soft
Connections:	$\frac{1}{4}$ "; $\frac{1}{2}$ " NPT
Pressure (max.):	10000 psig (689 barg)
Temperature (max.):	500°F (260°C)

ANDERSON GREENWOOD H1 HAND VALVES

H1 SPECIFICATIONS^[3]

$\frac{3}{16}$ inch (4.8 mm) and $\frac{1}{4}$ inch (6.4 mm) orifice: 6000 psig (414 barg)



FNPT BY FNPT (in inches [mm])

Valve ^[1]	A	B	C ^[2]	D
$\frac{1}{4}$ " F x $\frac{1}{4}$ " F	1.05 [26.7]	2.10 [53.3]	3.70 [94.0]	1.00 [25.4]
$\frac{1}{2}$ " F x $\frac{1}{2}$ " F	1.35 [34.3]	2.70 [68.6]	3.85 [97.8]	1.25 [31.7]

FNPT BY MNPT (in inches [mm])

Valve ^[1]	A	B	C ^[2]	D
$\frac{1}{4}$ " F x $\frac{1}{4}$ " M	1.18 [30.0]	3.50 [88.9]	3.70 [94.0]	1.00 [25.4]
$\frac{1}{4}$ " F x $\frac{1}{2}$ " M	1.18 [30.0]	3.50 [88.9]	3.70 [94.0]	1.00 [25.4]
$\frac{1}{2}$ " F x $\frac{1}{2}$ " M	1.35 [34.3]	3.50 [88.9]	3.85 [97.8]	1.25 [31.7]

FNPT BY MNPT (angle) (in inches [mm])

Valve	A	B	C
$\frac{1}{2}$ " F x $\frac{1}{2}$ " M	1.73 [43.9]	1.40 [35.6]	5.00 [127.0]

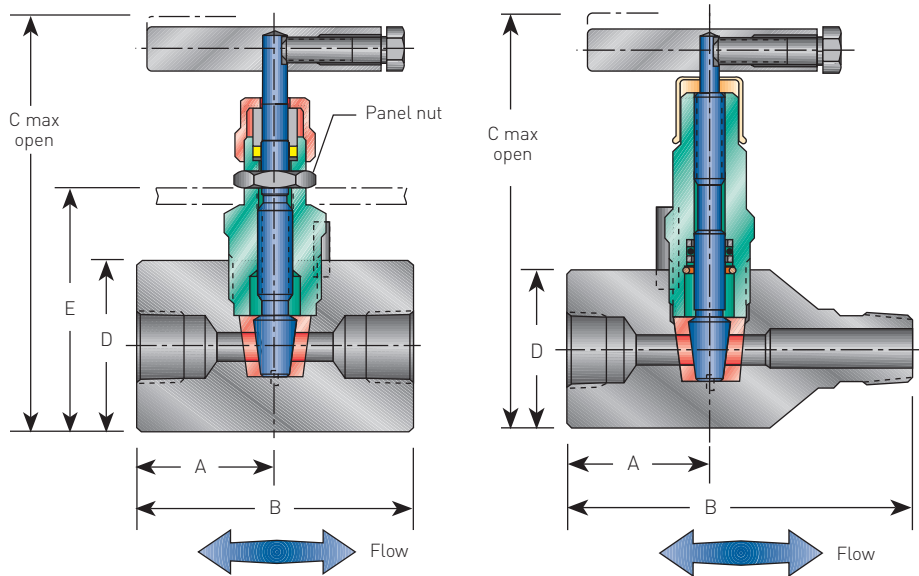
NOTES

1. Approximate valve weight: 1.3 lb (0.6 kg).
2. Valve C_v maximum
 $\frac{3}{16}$ inch (4.8 mm) - 0.83.
 $\frac{1}{4}$ inch (6.4 mm) - 1.40.
3. For Hastelloy® and -SG3 call factory for dimensions and weights.
4. Hastelloy is a registered trademark of Haynes International.

ANDERSON GREENWOOD H1 HAND VALVES

H1 SPECIFICATIONS^[3]

¼ inch (6.4 mm) orifice: 10000 psig (689 barg)



DIMENSIONS (in inches [mm])

Valve ^[1]	A	B	C ^[2]	D	E
O-ring packed, PTFE packed ½" F x ½" F	1.50 (38.1)	3.00 (76.2)	4.82 (122.4)	1.75 (44.5)	1.98 (50.3)
O-ring packed ½" F x ½" M	1.38 (35.1)	3.70 (94.0)	4.82 (122.4)	1.75 (44.5)	-

NOTES

1. Approximate valve weight:
Female x female 2.7 lb [1.2 kg].
Male x female 3.0 lb [1.3 kg].
2. Valve C_v 1.4 maximum.
3. For Hastelloy® and -SG3 call factory for dimensions and weights.

ANDERSON GREENWOOD H1 HAND VALVES

H1 Specifications - 3/16 inch (4.8 mm) and 1/4 inch (6.4 mm) orifice: 6000 psig (414 barg)

STANDARD MATERIALS

Valve	Body and bonnet ⁽¹⁾	Stem	Packing ⁽²⁾	Seat ⁽³⁾
CS	A108	A581-303	PTFE or FKM O-ring with PTFE backup ring	Delrin [®]
SS	A479-316	A276-316 Chrome plated	PTFE or FKM O-ring with PTFE backup ring	Delrin [®]
SG ⁴	A479-316	Monel [®] 400	PTFE	Delrin [®]
SG3 ⁷	Hastelloy [®] C-276	Hastelloy [®] C-276	PTFE	Delrin [®]

H1 Specifications - 1/4 inch (6.4 mm) orifice: 10000 psig (689 barg)

STANDARD MATERIALS

Valve	Body and bonnet ⁽¹⁾	Stem	Packing ⁽²⁾	Seat ⁽³⁾
CS	A108	A581-303	PTFE or FKM O-ring with PTFE backup ring	Delrin [®]
SS	A479-316	Monel [®] K500	PTFE or FKM O-ring with PTFE backup ring	Delrin [®]
SG ⁴	A479-316	Monel [®] K500	PTFE or FKM O-ring with PTFE backup ring	Delrin [®]
SG3 ⁷	Hastelloy [®] C-276	Hastelloy [®] C-276	PTFE or FKM O-ring with PTFE backup ring	Delrin [®]

NOTES

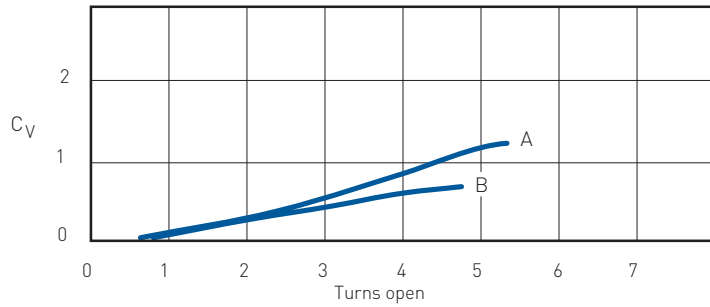
1. CS is zinc chromate plated to prevent corrosion.
2. PTFE packing is patented.
3. PCTFE (Polychlorotrifluoroethylene is the exact equivalent of Kel-F[®]), PEEK, and PTFE seats are also available.
4. SG (Sour Gas) meets the requirements of NACE MR0175/ISO 15156 (for chloride conditions < 50 mg/l [ppm]) and NACE MR0103.
5. Monel[®] is a registered trademark of Special Metals Corporation.
6. Delrin[®], Kel-F[®] are all registered trademarks of E.I. duPont de Nemours and Company.
7. SG3 (Sour Gas) meets the requirements of NACE MR0175/ISO 15156 (for chloride conditions > 50 mg/l [ppm]).

BONNET ASSEMBLIES

H1 series valves feature a soft-seated bonnet assembly which has a one-piece rotating stem and plug. The stem threads are rolled and lubricated to prevent galling and reduce operating torque. It is available with patented PTFE packing, which is adjustable in service or with a FKM O-ring and PTFE back-up ring. A protective dust cap is fitted to contain stem lubricant and prevent the influx of contaminants. All bonnets are assembled with a bonnet locking pin to prevent accidental removal while in service.

ANDERSON GREENWOOD H1 HAND VALVES

H1 Specifications - Flow characteristics - 3/16 inch (4.8 mm) and 1/4 inch (6.4 mm) orifice



A = 1/4 inch (6.4 mm) orifice, valve Cv 1.4 maximum
 B = 3/16 inch (4.8 mm) orifice, valve Cv .83 maximum

LIQUIDS

$$Q_L = C_V \sqrt{\frac{(P_1 - P_2) (62.4)}{\rho}}$$

Where:

Q_L =	Flow (gpm)
Q_V =	Flow (scfm)
ρ =	Density of liquid (lb/ft ³)
P_1 =	Upstream pressure (psia)
P_2 =	Downstream pressure (psia)
T =	Flowing temperature (°R) [°R = °F + 460]
ρ (water) =	62.4 lb/ft ³ at 60°F (16°C)
S.G =	Specific gravity of gas (M.W. of air/28.96)
S.G air =	1000
S.G nitrogen =	0.967
S.G oxygen =	1.105
S.G helium =	0.138
S.G hydrogen =	0.0696

GASES - where $P_2 > .5P_1$

$$Q_V = 23.18 C_V \sqrt{\frac{(P_1 - P_2) P_2}{(S.G)T}}$$

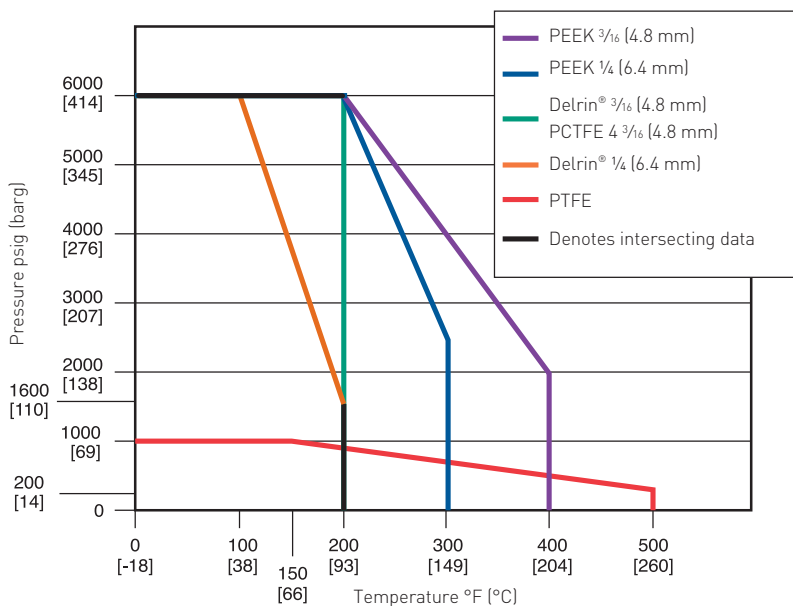
GASES - where $P_2 < .5P_1$

$$Q_V = \frac{(11.59) P_1 C_V}{\sqrt{(S.G)T}}$$

ANDERSON GREENWOOD H1 HAND VALVES

H1 Specifications - 3/16 inch (4.8 mm) and 1/4 inch (6.4 mm) orifice: 6000 psig (414 barg)

PRESSURE VS. TEMPERATURE



PRESSURE AND TEMPERATURE RATINGS

Valve	3/16 inch (4.8 mm) orifice
Delrin® and PCTFE ^[1] seat	6000 psig at 200°F (414 barg at 93°C)
PEEK seat	6000 psig at 200°F (414 barg at 93°C) 2000 psig at 400°F (138 barg at 204°C)
PTFE seat	1000 psig at 150°F (69 barg at 66°C) 200 psig at 500°F (14 barg at 260°C)

Valve	1/4 inch (6.4 mm) orifice
Delrin® seat	6000 psig at 100°F (414 barg at 38°C) 1600 psig at 200°F (110 barg at 93°C)
PEEK seat	6000 psig at 200°F (414 barg at 93°C) 2500 psig at 300°F (172 barg at 149°C)

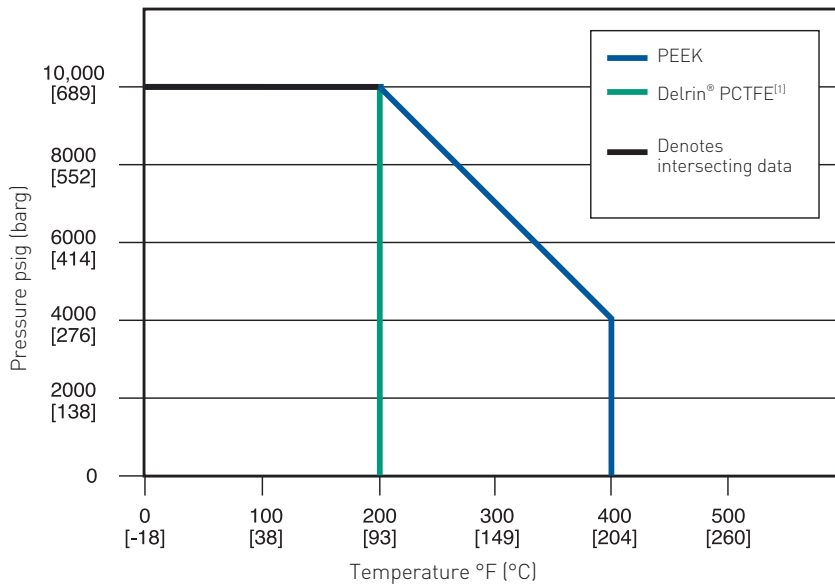
NOTE

1. PCTFE (Polychlorotrifluoroethylene) is the exact equivalent of Kel-F®.
2. Minimum temperature for PTFE bonnets is -70°F (-57°C).

ANDERSON GREENWOOD H1 HAND VALVES

H1 Specifications - 1/4 inch (6.4 mm) orifice: 10000 psig (689 barg)

PRESSURE VS. TEMPERATURE



PRESSURE AND TEMPERATURE RATINGS

Valve	1/4 inch (6.4 mm) orifice
Delrin® and PCTFE¹¹ seat	10000 psig at 200°F (689 barg at 93°C)
PEEK seat	10000 psig at 200°F (689 barg at 93°C) 4000 psig at 400°F (276 barg at 204°C)

NOTES

1. PCTFE (Polychlorotrifluoroethylene) is the exact equivalent of Kel-F®.
2. Minimum temperature for PTFE bonnets is -70°F (-57°C).

ANDERSON GREENWOOD H1 HAND VALVES

SELECTION GUIDE - H1 3/16-inch (4.8 mm) and 1/4-inch (6.4 mm) orifice: 6000 psig (414 barg)

Example:	H1	V	D	S	-44Q	B	L	SG
Packing								
V	PTFE							
R	FKM O-ring with PTFE backup ring							
Seat								
D	Delrin® (standard)							
K	PCTFE ⁽¹⁾							
E	PEEK							
V	PTFE							
Material								
C	CS							
S	316 SS							
M	Monel® (PTFE packed only)							
S	Hastelloy®							
Special alloys available on request.								
Connections (bi-directional)								
3/16 inch (4.8 mm) orifice								
2	1/4 inch F x 1/4 inch F							
22	1/4 inch F x 1/4 inch M							
24	1/4 inch F x 1/4 inch M							
4Q	1/2 inch F x 1/2 inch F							
44Q	1/2 inch F x 1/2 inch M							
44QA	1/2 inch F x 1/2 inch M (Angle)							
1/4 inch (6.4 mm) orifice (Delrin® and PEEK Seats only)								
4QR	1/2 inch F x 1/2 inch F							
44QR	1/2 inch F x 1/2 inch M							
Connection style								
B	Female socket weld							
C	Male socket weld							
Length								
L	Extension length for 4" of insulation							
Options								
BL	Bonnet lock device							
HD	Hydro testing (MSS-SP-61)							
LAT	Lockable anti tamper							
OC00	Oxygen clean (OC)							
OC01	Gaseous oxygen clean (GOC)							
PMI00	PMI body only							
SG	(SG) NACE edition 2003/MR0103							
SG3	(SG) MR0175/ISO15156-3 latest							
SS	All 316 SS construction							

NOTE

1. PCTFE (Polychlorotrifluoroethylene) is the exact equivalent of Kel-F®.

ANDERSON GREENWOOD H1 HAND VALVES

SELECTION GUIDE - H1 1/4-inch (6.4 mm) orifice: 10.000 psig (689 barg)

Example:	H1	V	D	C	-4R10	-SG
Packing						
V	PTFE (packed bonnet available in CS only)					
R	FKM O-ring with PTFE backup ring					
Seat						
D	Delrin® (standard)					
K	PCTFE ¹⁾					
E	PEEK					
Material						
C	CS					
S	316 SS					
S	Hastelloy®					
Connections (bi-directional)						
4R10	1/4 inch F x 1/4 inch F					
44R10	1/4 inch M x 1/4 inch F					
Options						
BL	Bonnet lock device					
HD	Hydro testing (MSS-SP-61)					
LAT	Lockable anti tamper					
OC00	Oxygen clean (OC)					
OC01	Gaseous oxygen clean (GOC)					
PMI00	PMI body only					
SG	(SG) NACE edition 2003/MR0103					
SG3	(SG) MR0175/ISO15156-3 latest					
SS	All 316 SS construction					

NOTE

1. PCTFE (Polychlorotrifluoroethylene) is the exact equivalent of Kel-F®.

