



COOPLOK™ Grooved Submittal
Fig. 65HP
High Pressure Rigid Coupling
<p>Figure 65HP extra heavy couplings are designed for high pressure service up to 1,000 psi; proof tested to 3 times maximum working pressure. As housings are tightened on the pipe, the tongue and groove design grips the pipe groove circumference providing a rigid joint connection. Bolt torques are cast into each coupling housing to simplify installation. Commonly used in oil field applications.</p>

Material Specifications

Housing:

Ductile Iron Housings conform to ASTM A-536, Grade 65-45-12

Coating:

- Orange Paint (rust inhibiting) – Standard Coating – Fig. 65SR

Coupling Gasket Style:

- "C" Style – T-Nitrile ONLY

Nuts and Bolts:

Zinc electroplated, heat treated, oval neck track head bolts conforming to ASTM-183 Grade 2 with a minimum tensile strength of 110,000 psi; Heavy hex nuts made of carbon steel conforming to ASTM A-563 Grade A or Grade B, or J995 Grade 2.

SCI track bolts are 100% magnetic particle inspected. The SCI logo appears on all COOPLOK™ track bolts.

Coupling Gasket Material:

- Grade T-Nitrile (Double Orange Stripe)
-20°F (-29°C) to +180°F (+82°C) Service Temperature Range
For use with petroleum applications, vegetable & mineral oils, and air with oil vapors.
NOT FOR USE IN HOT WATER, STEAM, OR NATURAL GAS APPLICATIONS.

Distributed by:


DUNCAN CO

www.duncanco.com
612-331-1776

Project Information	
Project/Job/System:	
Submittal Date:	
Engineer:	Contractor:
Address:	Address:
City/State:	City/State:
Notes:	

Approval Stamp




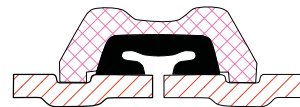
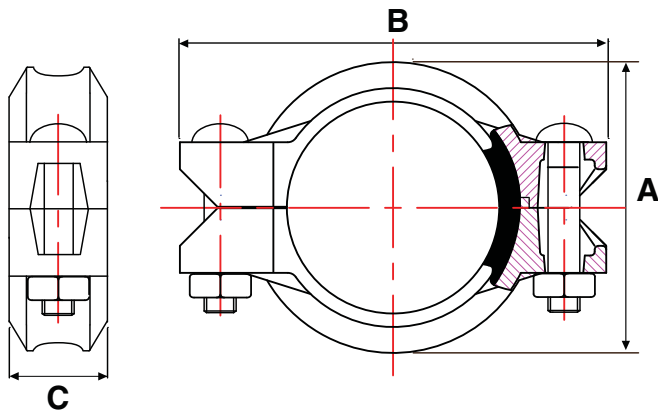
High Pressure Rigid Coupling



Fig. 65HP

High Pressure Rigid Coupling with “C” Gasket

- Maximum working pressure up to 1000 psi depending on coupling size and schedule of pipe
- All housings, gaskets and bolts identified by SCI logo
- 100% magnetic particle inspection of each bolt
- Each bolt has a minimum tensile strength of 110,000 psi
- Gasket Grade T - Nitrile (double orange stripe) -20°F (-29°C) to +180°F (+82°C)
- Ductile iron housings conform to ASTM A-536 Grade 65-45-12
- Groove dimensions to AWWA C-606
- Finish: Orange enamel paint
- Smith-Cooper Warranty only applies to assemblies made with housings, gaskets and bolts carrying the  logo



“C” Style Gasket – Nitrile

Pipe Size in / mm	Part Number	Pipe OD in / mm	Max Pipe End Gap in / mm	Dimensions			Max Working Pressure* psi / kPa	Max End Load* lb / kg	Case Qty	Weight lb / kg
	Painted			A in / mm	B in / mm	C in / mm				
2 50	65HPN3020N	2.375 60.3	1/8 3.6	3.50 89.0	5.63 143.0	1.89 48.0	1000 6900	2950 1340	15	3.23 1.5
3 80	65HPN3030N	3.500 88.9	1/8 3.6	4.69 119.0	7.01 178.0	1.89 48.0	1000 6900	6600 3000	12	4.63 2.1
4 100	65HPN3040N	4.500 114.3	1/4 6.4	5.94 151.0	8.70 221.0	2.13 54.0	1000 6900	11920 5410	6	8.26 3.8
6 150	65HPN3060N	6.625 168.3	1/4 6.4	8.31 211.0	11.34 288.0	2.28 58.0	1000 6900	26000 11800	—	16.97 7.5

* Maximum working pressure and maximum end load are determined from all internal and external loads, based on standard weight steel pipe, grooved per Smith-Cooper International (SCI) roll or cut grooved specifications.

Please see complete installation instructions at www.smithcooper.com for important guidelines and limitations on the use and applications of COOPLOK™ Grooved Couplings and Fittings.